

4-FOOT MUSCLE WALL

SPECIFICATIONS

- **Material**

- Low density polyethylene
- Elongation to yield: 20%
- Impact strength: 190 ft-lb
- Tensile strength at yield: 2600 psi

- **Dimensions**

- Minimum polyethylene thickness: 0.25"
- Footprint on ground: 14.5 ft²
- 6 ft. wide x 2.54 ft. deep x 4 ft. high
- Installed in 6 ft. sections
- Fit 96 units on one 48 ft. flatbed trailer

- **Portable**

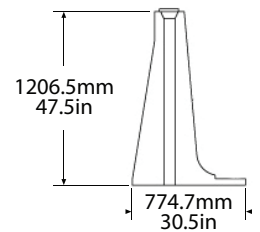
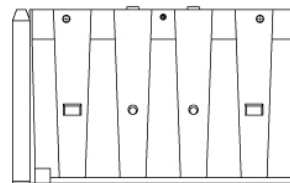
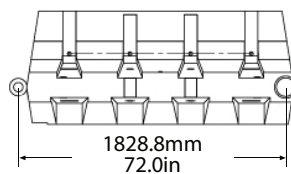
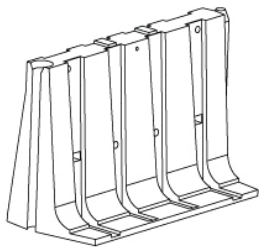
- Weight per unit (empty): 110lbs
- Weight per unit (filled): 1400lbs
- Units nest together for transportation
- 12 walls per pallet

- **All Season Compatible**

- Temperature range: -40° F to 180° F
- 10 year UV rated

- **Ground Pressure**

- Empty: 0.0527 psi
- Filled: 0.6705 psi



FEATURES

• Quick Setup & Take Down

- Male to female connection that slides easily into place with another Muscle Wall
- 4-Foot spring liner clip secures the liner to the Muscle Wall as well as reduces liner tenting
- Each joint acts like a hinge allowing up to 22° range of motion
- Reversible corner unit enables the Muscle Wall system to make a 90° turn in any direction

• Intuitive Design

- Two walls nestle together to reduce storage & shipping space
- Threaded top hole cap
- Releasable bung-plug cap for rapid emptying
- Safety ratchet straps restrain adjacent panels
- 7 strategically placed kiss-throughs with multiple purposes based on location - structural integrity, safety strap installation, and hand-holds