



## 2-FOOT MUSCLE WALL

### SPECIFICATIONS

- **Material**

- Low density polyethylene
- Elongation to yield: 20%
- Impact strength: 190 ft-lb
- Tensile strength at yield: 2600 psi

- **Dimensions**

- Minimum polyethylene thickness: 0.25"
- Footprint on ground: 11.5 ft<sup>2</sup>
- 6 ft. wide x 2 ft. deep x 2 ft. high
- Installed in 6 ft. sections
- Fit 256 units on one 48 ft. flatbed trailer

- **Portable**

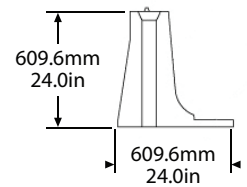
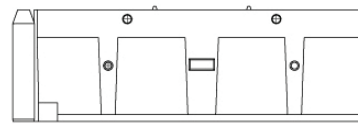
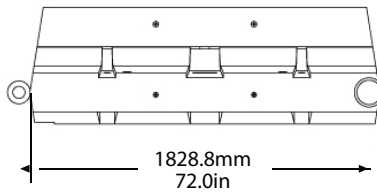
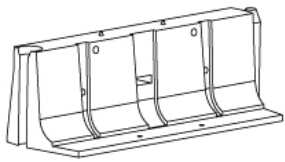
- Weight per unit (empty): 60lbs
- Weight per unit (filled): 600lbs
- Units nest together for transportation
- 16 walls per pallet

- **All Season Compatible**

- Temperature range: -40° F to 180° F
- 10 year UV rated

- **Ground Pressure**

- Empty: 0.0333 psi
- Filled: 0.3939 psi



## FEATURES

### • Quick Setup & Take Down

- Male to female connection that slides easily into place with another Muscle Wall
- 2-Foot spring liner clip secures the liner to the Muscle Wall as well as reduces liner tenting
- Each joint acts like a hinge allowing 22° range of motion
- Reversible corner unit enables the Muscle Wall system to make a 90° turn in any direction

### • Intuitive Design

- Two walls nestle together to reduce storage & shipping space
- Threaded top hole cap
- Releasable bung-plug cap for rapid emptying
- Safety ratchet straps restrain adjacent panels
- 7 strategically placed kiss-throughs with multiple purposes based on location - structural integrity, safety strap installation, and hand-holds